

PREPARATION BEFORE SOLAT



WUDHU' AND TAYAMMUM



WUDHU'

بِسْمِ اللَّهِ الرَّحْمَنِ الرَّحِيمِ

1. Begin by reciting bismillah.



2. Wash hands up to wrists thoroughly three times.



3. Rinse mouth three times.



4. Rinse nose three times.


نَوَيْتُ الْوُضُوءَ لِلَّهِ تَعَالَى



5. Reciting niat and wash whole faces three times from hairline to chin.



6. Wash arms and hands from fingertips up to elbows three times.



7. Wipe head starting with hands at front of head.



8. Wipe ears by putting index fingers in ears and wiping the back with thumbs.



9. Wash feet three times up to the ankles.

أَشْهَدُ أَنْ لَا إِلَهَ إِلَّا اللَّهُ وَحْدَهُ لَا شَرِيكَ لَهُ،
وَأَشْهَدُ أَنَّ مُحَمَّدًا عَبْدُهُ وَرَسُولُهُ،
اللَّهُمَّ اجْعَلْنِي مِنَ التَّوَّابِينَ
وَاجْعَلْنِي مِنَ الْمُتَطَهِّرِينَ
وَاجْعَلْنِي مِنْ عِبَادِكَ الصَّالِحِينَ

10. Reciting du'a.

TAYAMMUM

Can perform when there is no water anywhere.

بِسْمِ اللَّهِ الرَّحْمَنِ الرَّحِيمِ

1. Begin by reciting bismillah.



4. Wipe the whole face from hairline to chin once only.



6. Wipe the right arm down to the elbow with the left hand .

نَوَيْتُ التَّيَمُّمَ لِاسْتِيبَاحَةِ الصَّلَاةِ لِلَّهِ تَعَالَى

2. Reciting the niat of tayammum.



3. Then, put both hands on the ground and strike the palms simultaneously.



5. Next, put both hands on the ground again and strike the palms simultaneously.



7. Lastly, wipe the left arm down to the elbow with the right hand .

أَشْهَدُ أَنْ لَا إِلَهَ إِلَّا اللَّهُ وَحْدَهُ لَا شَرِيكَ لَهُ،
وَأَشْهَدُ أَنَّ مُحَمَّدًا عَبْدُهُ وَرَسُولُهُ،
اللَّهُمَّ اجْعَلْنِي مِنَ التَّوَّابِينَ
وَاجْعَلْنِي مِنَ الْمُتَطَهِّرِينَ
وَاجْعَلْنِي مِنْ عِبَادِكَ الصَّالِحِينَ

8. Reciting du'a.



6 CONDITIONS

of acceptance of salah



TIME

The time of the prayer has begun
"Verily, As-Salaah (the prayer) is enjoined on the believers at fixed hours"
[al-Nisa' 4:103]




QIBLAH

Facing the qiblah (i.e. direction towards the Kaabah) when one is able to do so
"Turn your face, then, towards the Sacred Mosque"
[al-Baqarah 2:144]




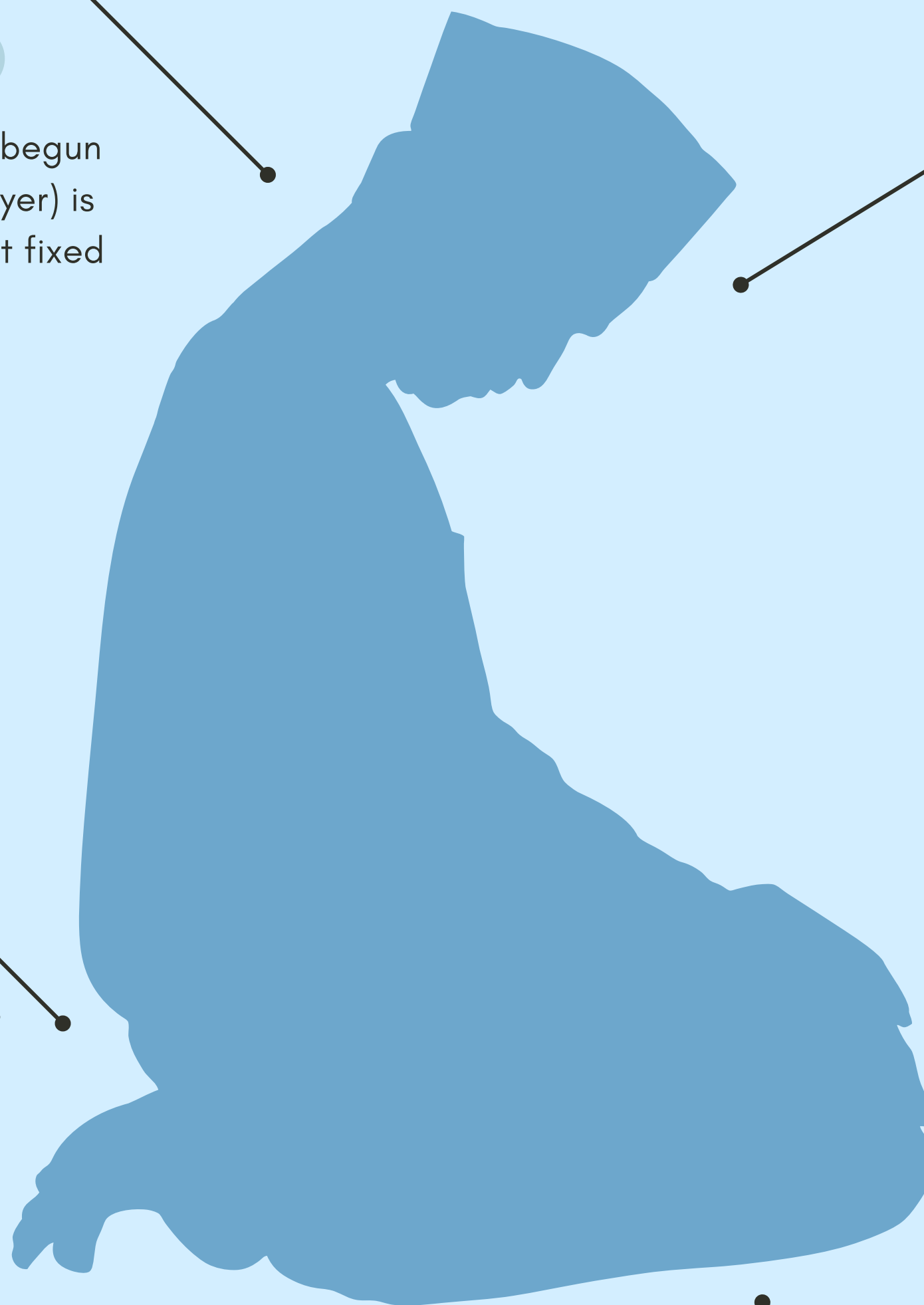
ISLAM

Prayer is not valid if performed by an unbeliever and insane person, because it is not required of the insane.



PURIFICATION

This includes both types of purity; purity from najasah (impurities) on one's body, clothes and the prayer area and it also includes uplifting the ritual state of impurity through wudhu or dry ablution.



AWRAH

The Awrah of a man in prayer is the area from his navel to his knees. The woman's awrah in prayer is her full body except her face and hands. The cover must not be transparent
"Children of Adam, dress well when you attend any place of worship"
[al-A'raf 7:31]

INTENTION

The intention for the prayer being prayed should be present.
Hadith reported by Umar quotes the Prophet (peace be upon him) as saying:
'Actions are but by intention.' The intention is a mental process and need not be vocalized.'



APPLICATION OF SALAH BASED ON SITUATION



Nawafil

Ibadah sunnah or extra good deeds.

Example

- Solat Taubat

A two rakaah where Muslim pray to repent after committing sin.

- Solat Hajat

A two rakaah prayer where Muslim want to request something from Allah.

- Solat Istikharah

A two rakaah prayer where Muslim wanted to receive guidance when making decision

Qasr and Jama

Qasr

shortening the number of rakaat prayers, from 4 rakaat to 2 rakaat prayers.


Jama

combining two different fardhu prayers in one time, either by performing it in the timing of the first prayer or the second prayer.

Condition

- Must be in 2 marhalah
- Jama prayer must be perform orderly

Pillars of Solah




1 Niat/ intention.
-From the heart
- Lillahi taala



2 Standing straight

-If capable
-if not, sit or lie down



3 Takbiratul ihram

-must be heard by the ears
because it is one of rukun qawli



Recite al-fatihah

must be heard by the ears
-one of rukun Qawli

4

5 Ruku' with tama'ninah

5



6 Iktidal with tama'ninah

Recite:
سمع الله لمن حمده.

6

7 Sujud with tama'ninah

7

fulfill the
requirement of
sujud
recite the
recitation of
sujud



8 Sit between two sujuds with tama'ninah



8

9 sitting for tasyahud.

tawaruq
or
iftirasy

9



10 Recite tasyahud

- Must be heard by the
ears because it is rukun
qawli

10

11

recite Selawat upon
prophet Muhammad

اللَّهُمَّ صَلِّ عَلَى مُحَمَّدٍ وَآلِ مُحَمَّدٍ

12 Give salam

12

Assalamualaikum
السَّلَامُ عَلَيْكُمْ
PEACE BE UPON YOU

tertib
complete the pillars
in order

13



APPLICATION OF SALAH : DURING ILLNESS

W H Y ?

Doing salah is compulsory for every muslim as they still alive, even during illness



A U R A H & K I B L A H

- + Need to cover your aurah as you perfect as you can (use socks, blanket, towel etc)
- + Face the kiblah (move bed, pillow at the back, get help from nurse)
- + if cannot, permissible to not face kiblah



E X C R E M E N E T I S S U E

- + Clean any excrement as you capable to
- + if Blood and pus on body cannot be erased, its permissible to stay
- + urine, blood, pus should atleast be bandaged
- + if the excrement still come out, they are permissible





APPLICATION OF SALAH : DURING ILLNESS

PLACE OF SALAH

- + in mosque/surau (if can)
- + anywhere clean
- + beside bed



HOW?

- + stand >> sit(on chair/bed) >> lay on the side(face kiblah) >> lay with high head position(chest face kiblah)
- + bowing down(rukuk) & prostration(sujud) : use head(bowing) >> eyelids(close eyes) (prostration should be lower) >> heart signal

ABLUTION

for patient with fractured bones/inability to stand/bandaged

- + ablution(wudhuk) using water spray (tutorial:

- (1)spray on hands
- (2)wipe hands on face
- (3)niat

نَوَيْتُ الْوُضُوءَ لِرَفْعِ الْحَذْبِ الْأَصْفَرِ قَرْضًا لِلَّهِ تَعَالَى

- (4)spray again, for arms (wipe till the elbow) (right tto left)

- (5)spray again, wipe your head

- (6)spray on leg(left to right)

- + if cannot touch the water,do dry abulation(tayamum)

- + eliminate any excrement as you capable to

- + dua after taking abulation



JAMA' & QASAR

- + allowed to do jama' and qasar prayers
- + when patient has critical illness, too much difficulties to take abulation, confirmed hours of surgery, not aware salah time due to anaesthetics effect

